



MOSS
LANDING



THE AZALEA

2,129

HEATED SQUARE FEET

1,120*

GARAGE & STORAGE SQ. FT.

463

PORCHES SQUARE FEET

3

BEDROOMS

2 $\frac{1}{2}$

BATHROOMS

3

STORIES

*Ground level may be finished since Moss Landing is outside of the flood plain.

NOTES:

ARCHITECT: Clarke Design Group

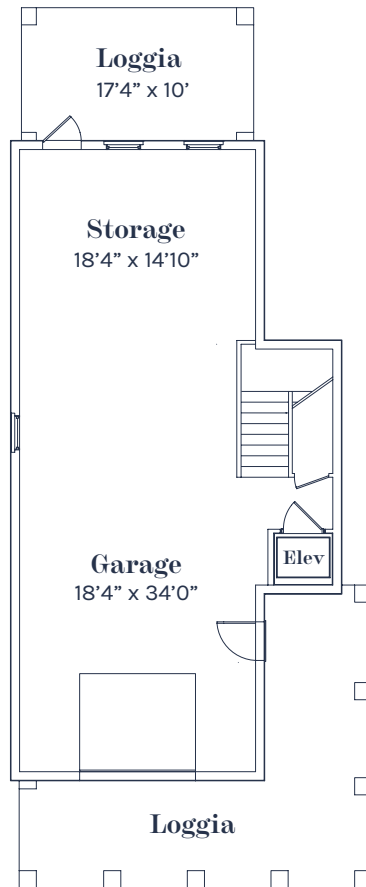
MOSSLANDINGNC.COM

252-231-2944

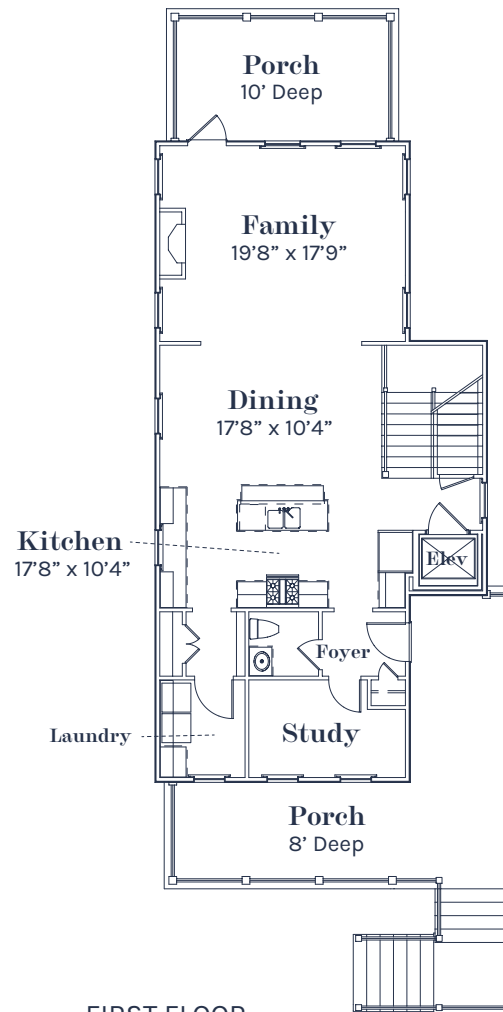


FLOOR PLANS

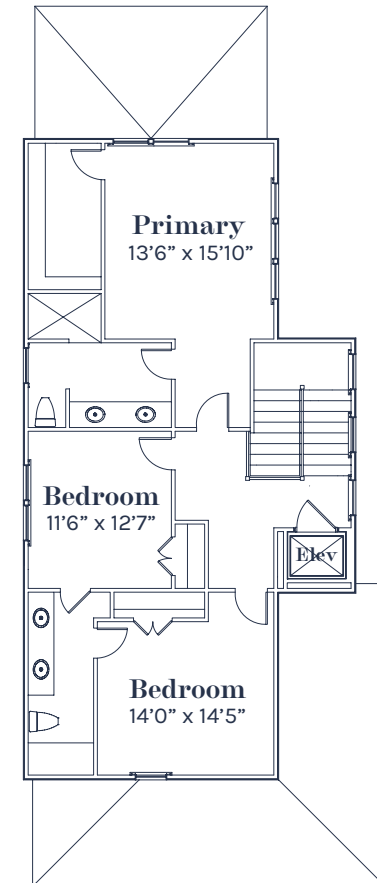
THE AZALEA | 2,129 SQFT | 3 BR 2½ BA



GROUND FLOOR



FIRST FLOOR



SECOND FLOOR